

ANP Lighting INNOVATIVE SITE LIGHTING

Innovative LED Design

ANP Lighting announcing the latest in design aesthetics and performance with two new families of decorative luminaires.

Contemporary Roadway Fixture

This Contemporary Roadway Fixture has a Clean Modern Look. This Series is available in three sizes for a variety of applications and provides effective lighting for wall mounts, pedestrian areas and roadways. It has a hinged and gasketed cover for easy driver/ballast access. It is made of cast aluminum for the body with a spun aluminum hood connected by two struts for an open center. It is cut off compliant.

Specifications:

LA1641

IES Classification:
Cut Off < 5% Uplight

H 31" W 34"

HID: 250w

LED: 100w

LA1631

IES Classification:
Cut Off < 5% Uplight

H 27" W 30"

HID: 150w

LED: 70w

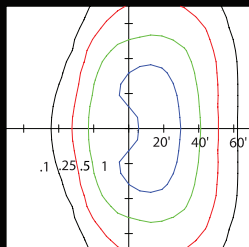
LA1621

IES Classification:
Cut Off < 5% Uplight

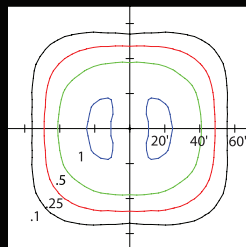
H 23" W 24"

HID: 150w

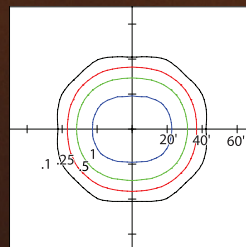
LED: 40w



LA1641-40WLED-T5-5K
Light Loss Factor = 1.00
Luminaire Lumens = 8806
Mounting Height = 30.00 FT
Arrangement: Single



LA1631-70WLED-T5-5K
Light Loss Factor = 1.00
Luminaire Lumens = 6401
Mounting Height = 20.00 FT
Arrangement: Single



LA1621-40WLED-T5-5K
Light Loss Factor = 1.00
Luminaire Lumens = 3964
Mounting Height = 14.00 FT
Arrangement: Single



LA1641



LA1631



LA1621