

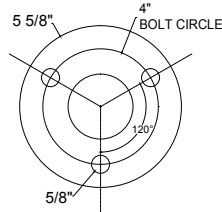
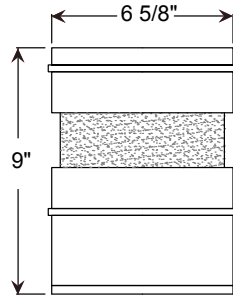
Project: _____

Fixture Type: _____ Quantity: _____

Customer: _____



Illuminating
ENGINEERING SOCIETY



Specifications

Material:
All parts are durable 356 cast aluminum and high strength aluminum extrusion. All hardware shall be stainless steel or zinc plated steel.

Lens:
Choice of acrylic lens

Mounting:
Standard anchor bolts are 3/8" x 10" x 2". Bolts, nuts and washers shall be hot dipped galvanized steel. Bolt pattern diameter is 4".

Drivers:
Universal voltage 120-277 is standard. 0-10V, TRIAC and ELV dimming to 1% protocols are standard for LED module.

See page 2 table for LED engine and driver specs, voltage and dimming protocols.

Finish:
A polyester powder coat high quality finish is electro-statically applied and baked at 430° for exceptional durability and color retention. Products undergo an intensive five-step cleansing and pretreatment process for maximum paint adhesion.

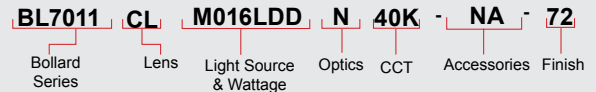
Marine grade finish provides superior salt, humidity and UV protection. This coating withstands up to 3000 hours of continuous salt spray, comes with a 5-year warranty and is available in either a textured or gloss surface.

Modifications:
Consult factory for custom or modified designs.

BL7011 - LED

Weight: 11.0 lbs

Catalog Logic



Catalog Number

1

2

3

4

5

6

BL7011

1 LENS	
CL	(Clear Acrylic)
FR	(Frosted Acrylic)
WH	(White Opal Acrylic)

2 LIGHT SOURCE & WATTAGES	
M010LDD	(10w Cree Module)
M016LDD	(16w Cree Module)

3 OPTICS	
W	(T5 Wide Distribution with Dome LED Lens)
N	(T5 Narrow Distribution with Flat LED Lens)

4 COLOR TEMPERATURE (CCT)	
27K	(2700K)
30K	(3000K)
35K	(3500K)
40K	(4000K)

5 ACCESSORIES	
HSSC90	(90° House Side Shield, polished)
HSSC180	(180° House Side Shield, polished)
*EMG-LED5	(5w, LED Emergency Driver)
*EMG-LED7	(7w, LED Emergency Driver)
*EMG-LED10	(10w, LED Emergency Driver)
*For Emergency lumen output data, see Resources section at www.ANPlighting.com .	

6 FINISHES					
*Marine Grade Finish has an additional charge					
Standard Colors	Standard Grade	Marine Grade*	Standard Colors	Standard Grade	Marine Grade*
Aspen Green	10	10M	Copper Clay	53	53M
Cantaloupe	11	11M	Silver	56	56M
Lilac	12	12M	Black Verde	61	61M
Putty	13	13M	Painted Chrome	70	70M
Raw Unfinished	40	NA	Painted Copper	71	71M
Black	41	41M	Textured Black	72	72M
Forest Green	42	42M	Matte Black	73	73M
Bright Red	43	43M	Textured Architectural Bronze	76	76M
White	44	44M	Textured White	77	77M
Bright Blue	45	45M	Textured Silver	78	78M
Sunny Yellow	46	46M			
Aqua Green	47	47M			
Galvanized	49	NA			
Navy	50	50M			
Architectural Bronze	51	51M			
Patina Verde	52	52M			

Consult Factory for additional paint charges and availability.

Project: _____
 Fixture Type: _____ Quantity: _____
 Customer: _____

LED PERFORMANCE

MODULE				
LED Wattage	CCT	Typical Luminous Flux	System Wattage	Typical Efficacy
10W	2700K	1250	12W	125
	3000K	1250	12W	125
	3500K	1250	12W	125
	4000K	1250	12W	125
16W	2700K	2000	19W	125
	3000K	2000	19W	125
	3500K	2000	19W	125
	4000K	2000	19W	125

MODULE SPECIFICATION:

- Efficacy 125 lumens per watt
- Life: L70 50,000 hours
- Color temp: 2700K, 3000K, 3500K and 4000K
- CRI: >90

MODULE LISTINGS

- Fully compliant with the RoHS Directive
- Certifications: CE/UL

MODULE DRIVER SPECIFICATION:

- Input Voltage: 120-277 Volts; 50/60Hz
- Dimmable down to 1%
- 0-10V, TRIAC and ELV dimming protocols are standard.
- Output Current: Constant Current; 440mA to 940mA (model dependent)
- Driver Efficiency > 80%; Power Factor > 0.9
- Integral Surge Protection in conformance to ANSI C62.41 Category A.

WARRANTY

See www.ANPlighting.com for complete fixture warranty.
 LED warranty information
 • 5 year limited warranty*
 *Limited Warranty: A typical year is defined as 4380 hours of operation

ACCESSORIES



HSSC90/HSSC180



EMG-LED