

Project: _____
 Fixture Type: _____ Quantity: _____
 Customer: _____



Specifications

Material:
 Shade is 0.80" spun aluminum. Cap and Lens ring are 356 cast aluminum. All fasteners are stainless steel. Inside of shade is reflective white finish for all colors except galvanized paint finish. Screw hardware may not match paint.

Electrical:
 Medium Base Socket and 120v.

Certifications:
 Cord mounts are UL Listed for dry locations. Arm mount, stem mount and wall mount are UL Listed for wet locations.

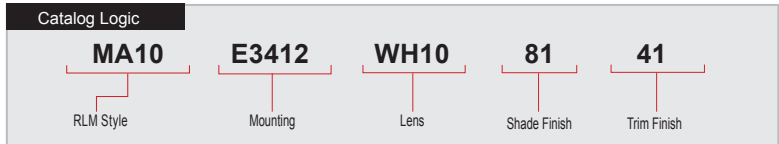
Finish:
 A polyester powder coat high quality finish is electro-statically applied and baked at 430° for exceptional durability and color retention. Products undergo an intensive five-step cleansing and pretreatment process for maximum paint adhesion.

Marine grade finish provides superior salt, humidity and UV protection. This coating withstands up to 3000 hours of continuous salt spray, comes with a 5-year warranty and is available in either a textured or gloss surface.

Modifications:
 Consult factory for custom or modified luminaires.

MA10
 200w maximum Incandescent

Weight: 2.5 lbs



Catalog Logic



| 1 MOUNTING | |
|---|--|
| Arm Mounts | |
| E3112 | |
| E3412 | |
| E3512 | |
| Wall Mounts | |
| WM906 | |
| Cord Mounts | |
| BLC (6' black cord with 5 1/4" x 2 3/4" canopy) | |
| WHC (6' white cord with 5 1/4" x 2 3/4" canopy) | |
| Stem Mount | |
| 1/2" (13/16" OD Rigid Stems with STC Flat Canopy) | |
| 2ST6 2ST12 2ST18 2ST24 2ST36 2ST48 | |
| 2ST60 2ST72 2ST96 | |
| 3/4" (1" OD Rigid Stems with STC Flat Canopy) | |
| 3ST6 3ST12 3ST18 3ST24 3ST36 3ST48 | |
| 3ST60 3ST72 3ST96 | |

| 2 LENS | |
|---------------------------------------|--|
| NL (No Lens) | |
| CL10 (Clear Flat Acrylic Lens) | |
| WH10 (White Flat Acrylic Lens) | |

| 3 FINISHES | | | | | |
|----------------|--------------|-----------------------|----------------|--------------|-------------------------------|
| Standard Grade | Marine Grade | | Standard Grade | Marine Grade | |
| 40 | NA | Raw Unfinished | 53 | 100 | Copper Clay |
| 41 | 101 | Black | 56 | 109 | Silver |
| 42 | 102 | Forest Green | 61 | 106 | Black Verde |
| 43 | 114 | Bright Red | 70 | 118 | Painted Chrome |
| 44 | 107 | White | 71 | 105 | Painted Copper |
| 45 | 112 | Bright Blue | 72 | 108 | Textured Black |
| 46 | 123 | Sunny Yellow | 73 | 125 | Matte Black |
| 47 | 120 | Aqua Green | 76 | 121 | Textured Architectural Bronze |
| 49 | NA | Galvanized | 77 | 127 | Textured White |
| 50 | 111 | Navy | 78 | 124 | Textured Silver |
| 51 | 103 | Architectural Bronze | 10 | 130 | Aspen Green |
| 52 | 104 | Patina Verde | 11 | 131 | Cantaloupe |
| 12 | 133 | Lilac | 13 | 132 | Putty |
| Premium Grade | Marine Grade | | Premium Grade | Marine Grade | |
| 81 | 129 | Extreme Chrome | 64 | 116 | Candy Apple Red |
| 80 | 117 | Textured Desert Stone | 65 | 122 | Cobalt Blue |
| 67 | 119 | Butterscotch | 82 | 128 | Graystone |
| 66 | 115 | Caramel | 69 | 113 | Gunmetal Gray |
| 68 | 126 | Black Silver | 83 | 134 | Oil Rubbed Bronze |

Consult factory for additional paint charges and availability

| 4 TRIM FINISHES | |
|--|--|
| NOTE: Trim includes bottom trim, cap, canopy hardware and mounting. | |
| See Shade Finish Color Chart to choose Trim Finish. | |

Project: _____

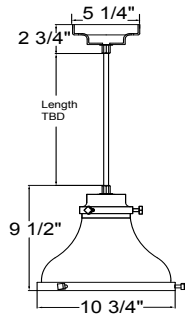
Fixture Type: _____ Quantity: _____

Customer: _____

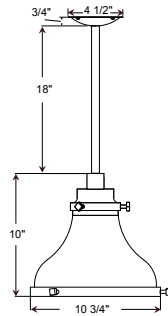


Illuminating
ENGINEERING SOCIETY

PENDANT MOUNTS

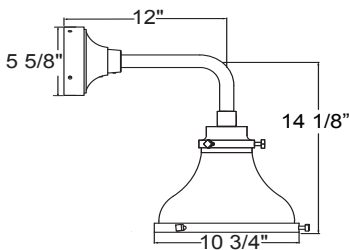


MA10-BLC

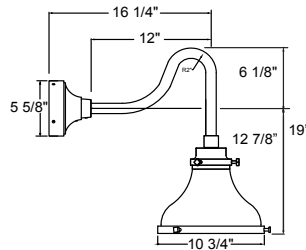


MA10-STEM

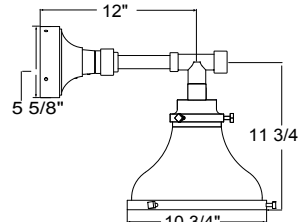
ARM MOUNTS



MA10-E3112

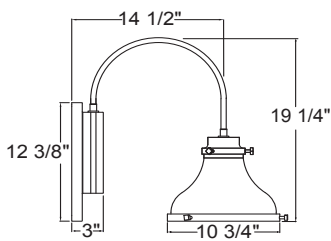


MA10-E3412



MA10-E3512

WALL MOUNTS



MA10-WM906