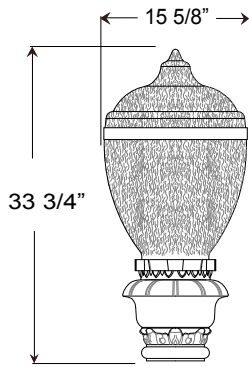


Project: _____
 Fixture Type: _____ Quantity: _____
 Customer: _____



Specifications

Fitter:
 Fitter is durable 356 cast aluminum. All hardware provided shall be stainless steel or zinc plated steel.

Acorn Globe:
 Acorn Globes available in clear stipple or white stipple.

Fixture Mounting:
 Post Mount: Post Cap with set screws. Fits 3" and 4" poles.

Drivers:
 Universal voltage 120-277 is standard. 0-10V dimming is standard for LED platforms.

See page 2 table for LED engine and driver specs, voltage and dimming protocols.



Electrical:
 Approximately 12" of pull wire extends from luminaire. Additional pull wire provided for post mount arms and wall mounts.

Finish:
 A polyester powder coat high quality finish is electro-statically applied and baked at 430° for exceptional durability and color retention. Products undergo an intensive five-step cleansing and pretreatment process for maximum paint adhesion.

Marine grade finish provides superior salt, humidity and UV protection. This coating withstands up to 3000 hours of continuous salt spray, comes with a 5-year warranty and is available in either a textured or gloss surface.

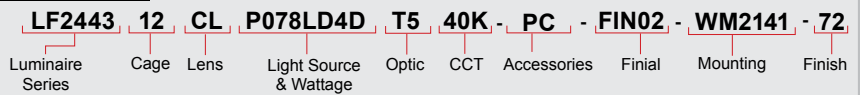
Modifications:
 Consult factory for custom or modified designs.

LF2443

Weight: 24.5 lbs
 EPA: 1.93

LED

Catalog Logic



Catalog Number									
1	2	3	4	5	6	7	8	9	
LF2443									

1 OPTIONAL CAGES
 See Page 3 for Style/Design

11, 12, 13, 14, 15
21, 22, 23, 24, 25
31, 32, 33, 34, 35
41, 42, 43, 44, 45

2 LENS

CL (Clear Stipple Polycarbonate)
WH (White Stipple Polycarbonate)

3 LIGHT SOURCE & WATTAGES

P029LD4D (29w Platform; 400ma Driver)
P046LD4D (46w Platform; 400ma Driver)
P078LD4D (78w Platform; 400ma Driver)
P117LD4D (117w Platform; 400ma Driver)

4 OPTICS

T2 (Type II)
T3 (Type III)
T5 (Type V)

5 COLOR TEMPERATURE (CCT)

27K (2700K)
30K (3000K)
35K (3500K)
40K (4000K)

6 ACCESSORIES

HSS90 (90° House Side Shield, polished)
HSS120 (120° House Side Shield, polished)
PHSS90 (90° House Side/Uplight Shield, polished)
PHSS120 (120° House Side/Uplight Shield, polished)
*EMG-LED20HV (20w, High Voltage LED Emergency Driver, remote placement, for use with Platforms, 78w or less)
HLMSPC-06 (High-Low Motion Sensor/Photocell; 15' - 30' Sensor Mounting Height)
HLMSPC-10 (High-Low Motion Sensor/Photocell; 8' - 15' Sensor Mounting Height)
PC (Button Photo Cell)
RNR (Reinforcing Neck Ring)
SP (Surge Protector, 10kA & 10kV)
TLPC (Twist Lock photo cell, includes receptacle & photo cell)
TL5 (5-pin Twist Lock receptacle)
TL7 (7-pin Twist Lock receptacle)

*For Emergency lumen output data, see Resources section at www.ANPlighting.com.

7 OPTIONAL FINIALS
 See Page 3 for Style/Size

FIN02, FIN04, FIN05, FIN06, FIN10, FIN12, FIN15,
FIN18, FIN28, FIN39, FIN41, FIN42, FIN48, FIN64,
FIN70

8 MOUNTING SOURCE

Post Mount Arms *See Page 4 for Style/Size		Wall Mount Arms *See Page 4 for Style/Size	
PA5151	PA8711	WM2141	WM8581
PA5171	PA8831	WM2211	WM8831
PA5411		WM3351	
PA5621		WM4511	
PA5651		WM5131	
PA6211		WM5161	
PA7911		WM5311	
PA8031		WM5601	
PA8521		WM7411	
PA8571		WM8011	
Column Mount *See Page 4 for Style/Size			
CM	Column Mount		

9 FINISHES
 *Premium and Marine Grade Finish have additional charges

Standard Colors	Standard Grade	Marine Grade*	Standard Colors	Standard Grade	Marine Grade*
Aspen Green	10	10M	Architectural Bronze	51	51M
Cantaloupe	11	11M	Patina Verde	52	52M
Lilac	12	12M	Copper Clay	53	53M
Putty	13	13M	Silver	56	56M
Raw Unfinished	40	NA	Black Verde	61	61M
Black	41	41M	Painted Chrome	70	70M
Forest Green	42	42M	Painted Copper	71	71M
Bright Red	43	43M	Textured Black	72	72M
White	44	44M	Matte Black	73	73M
Bright Blue	45	45M	Textured Architectural Bronze	76	76M
Sunny Yellow	46	46M	Textured White	77	77M
Aqua Green	47	47M	Textured Silver	78	78M
Galvanized	49	NA	PREMIUM FINISH	Premium Grade*	Marine Grade*
Navy	50	50M	Carbon Graphite	96	96M

Consult Factory for additional paint charges and availability.

Project: _____
 Fixture Type: _____ Quantity: _____
 Customer: _____

LED PERFORMANCE

PLATFORM				
LED Wattage	CCT	Typical Luminous Flux	System Wattage	Typical Efficacy
29W	2700K	2670	30w	89
	3000K	2670	30w	89
	3500K	3209	30w	107
	4000K	3465	30w	116
46W	2700K	4004	46w	87
	3000K	4004	46w	87
	3500K	4814	46w	105
	4000K	5197	46w	115
78W	2700K	7041	80w	88
	3000K	7041	80w	88
	3500K	8464	80w	106
	4000K	9138	80w	114
117W	2700K	10561	120w	88
	3000K	10561	120w	88
	3500K	12696	120w	106
	4000K	13707	120w	114

PLATFORM SPECIFICATION:

- Efficacy ranges from 87-116 lumens per watt
- Customized lens precisely directs the light
- Operating temperature of -30C to 55C
- Life: L70 is 60,000 hours
- PLATFORM CCT: 2700K, 3000K, 3500K, and 4000K
- CRI: >70
- Parallel circuitry ensures consistent light output in the event of single LED failure

PLATFORM LISTINGS

- Fully compliant with the RoHS Directive
- Certifications: ETL
- Rated IP65 with an optional IP66 rating

PLATFORM DRIVER SPECIFICATION:

- Operates at 400mA
- Dimmable down to 10%
- Built in surge protection
- Constant current output 50/60HZ
- Driver Efficiency > 90% power factor above 99%
- 120 – 277 volts
- 0-10V dimming protocol is standard

WARRANTY

See www.ANPlighting.com for complete fixture warranty.

- 7 year limited warranty* on Platform LED engines
- 5 year limited warranty* on Platform Drivers

*Limited Warranty: A typical year is defined as 4380 hours of operation. Failure defined as more than 10% of the total platform LED's not operating

ACCESSORIES

 HSS90 & HSS120	 PHSS90 & PHSS120	 EMG-LED 20HV	 HLMSPC-06 & HLMSPC-10	 PC	 RNR
 TLPC	 TL5 & TL7				

Project: _____
 Fixture Type: _____ Quantity: _____
 Customer: _____

CAGES



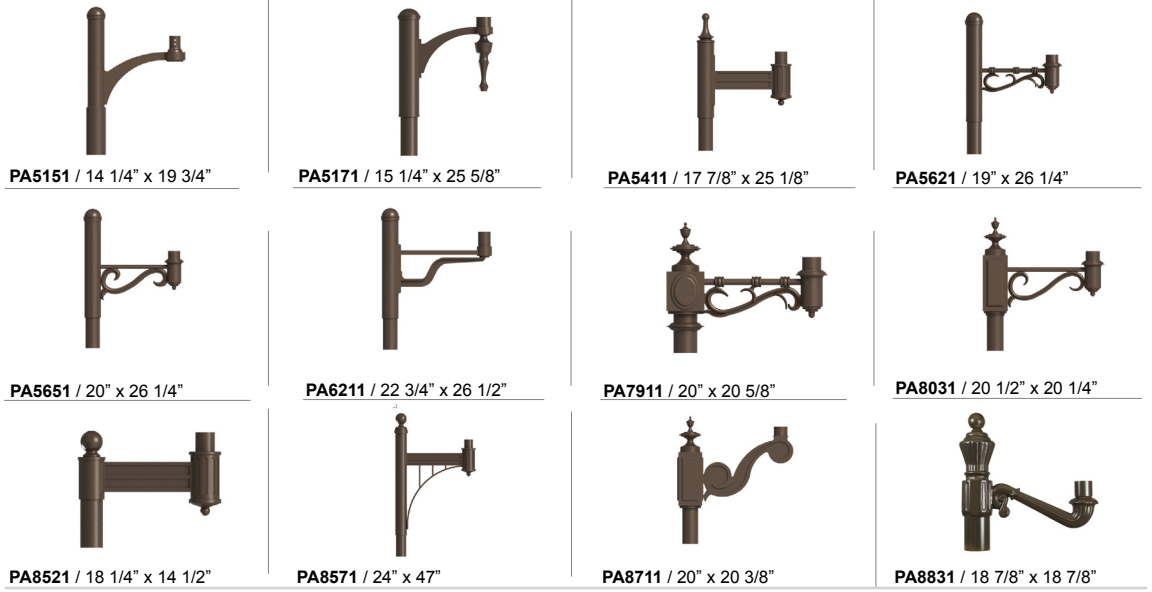
FINIALS



Project: _____
 Fixture Type: _____ Quantity: _____
 Customer: _____

POST MOUNTS - See Post Arm Section on Website for Specification Sheets and additional post arms.
 Dimensions are Projection x Height

COLUMN MOUNT



WALL MOUNTS - See Wall Mount Section on Website for Specification Sheets and additional wall mount arms.
 Dimensions are Projection x Height.

