

Project: _____
 Fixture Type: _____ Quantity: _____
 Customer: _____



Specifications

Material:
 Constructed of complete cast aluminum. All hardware provided shall be stainless steel. Screw hardware may not match paint.

Glass:
 Choice of clear, frosted or prismatic glass. Colored glass available for extra charge.

Ballasts:
 Fluorescent Ballast will be electronic. Fluorescent sockets will be 4 pin to accept quad or triple tube lamps.

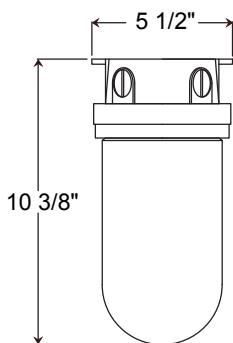
Electrical:
 4-Pin Socket; Multi-tap 120v, 208v, 240v & 277v.

Finish:
 A polyester powder coat high quality finish is electro-statically applied and baked at 430° for exceptional durability and color retention. Products undergo an intensive five-step cleansing and pretreatment process for maximum paint adhesion.

Marine grade finish provides superior salt, humidity and UV protection. This coating withstands up to 3000 hours of continuous salt spray, comes with a 5-year warranty and is available in either a textured or gloss surface.

Certifications:
 Wall and ceiling mounts are UL Listed for wet locations.

Modifications:
 Consult factory for custom or modified designs.



VTC200GL CFL

Weight: 3.5 lbs

Catalog Logic									
VTC200GL	CL	42WPL	RTCNC	GUP	NA	PC	120v	49	
Vapor Tight Style	Glass	Light Source/Wattage	Ballast Housing	Guard	Shade Accessories	Accessories	Voltage	Finish	

Catalog Number									
1	2	3	4	5	6	7	8		
VTC200GL	CL	42WPL	RTCNC	GUP	NA				

1 GLASS	
NA	(No Glass)
CL	(Clear Glass)
FR	(Frosted Glass)
PR	(Prismatic Glass)
BLU	(Blue Glass)
AMB	(Amber Glass)
GRN	(Green Glass)
RED	(Red Glass)

3 BALLAST HOUSING	
Fluorescent (WPL)	
RTCNC	(WPL Ballast Canopy/No Spun Cover)

7 VOLTAGES			
120	208	240	277

2 LIGHT SOURCE & WATTAGES	
Flourescent (WPL)	
GU24 Socket Option	
26WPL	
32WPL	
42WPL	
26WPLDIM	
32WPLDIM	
42WPLDIM	
(Compact Fluorescent dimming is 0-10v and ballast must be located within 12" of lamp)	

4 GUARD	
NA	(No Guard)
GUP	(Wire Guard)
GUPC	(Cast Guard)

8 FINISHES					
Standard Grade	Marine Grade		Standard Grade	Marine Grade	
40	NA	Raw Unfinished	53	100	Copper Clay
41	101	Black	56	109	Silver
42	102	Forest Green	61	106	Black Verde
43	114	Bright Red	70	118	Painted Chrome
44	107	White	71	105	Painted Copper
45	112	Bright Blue	72	108	Textured Black
46	123	Sunny Yellow	73	125	Matte Black
47	120	Aqua Green	76	121	Textured Architectural Bronze
49	NA	Galvanized	77	127	Textured White
50	111	Navy	78	124	Textured Silver
51	103	Architectural Bronze	10	130	Aspen Green
52	104	Patina Verde	11	131	Cantaloupe
12	133	Lilac	13	132	Putty
Premium Grade	Marine Grade		Premium Grade	Marine Grade	
81	129	Extreme Chrome	64	116	Candy Apple Red
80	117	Textured Desert Stone	65	122	Cobalt Blue
67	119	Butterscotch	82	128	Graystone
66	115	Caramel	69	113	Gunmetal Gray
68	126	Black Silver			

Consult factory for additional paint charges and availability

5 SHADE ACCESSORIES	
NA	(No Accessory)
VTS	(9 3/4" Angle Ring)

6 ACCESSORIES	
PC	(Button Photo Cell) Remote Only









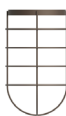

WARRANTY
 See www.anplighting.com for complete fixture warranty.

Project: _____

Fixture Type: _____ Quantity: _____

Customer: _____

ACCESSORIES			
			
PC			

GLASS	
	
CL (Clear)	FR (Frosted)
	
PR (Prismatic)	BLU (Blue)
	
AMB (Amber)	GRN (Green)
	
RED (Red)	
GUARDS	
	
GUPC 200	GUP 200
Ballast Housing	
	RTCNC