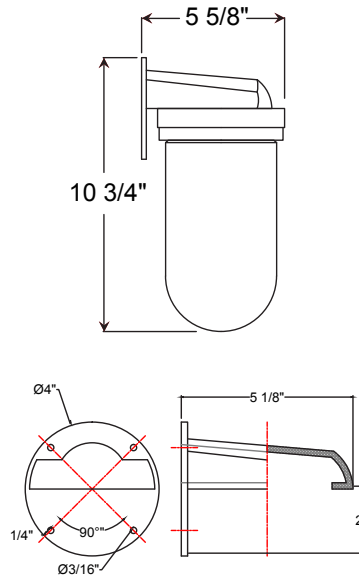


Project: _____

Fixture Type: _____ Quantity: _____

Customer: _____



Specifications

Material:
Constructed of complete cast aluminum. All hardware provided shall be stainless steel. Screw hardware may not match paint.

Glass:
Choice of clear, frosted or prismatic glass. Colored glass available for extra charge.

Ballasts:
Fluorescent Ballast will be electronic. Fluorescent sockets will be 4 pin to accept quad or triple tube lamps.

Electrical:
4-Pin Socket; Multi-tap 120v, 208v, 240v & 277v.

Finish:
A polyester powder coat high quality finish is electro-statically applied and baked at 430° for exceptional durability and color retention. Products undergo an intensive five-step cleansing and pretreatment process for maximum paint adhesion.

Marine grade finish provides superior salt, humidity and UV protection. This coating withstands up to 3000 hours of continuous salt spray, comes with a 5-year warranty and is available in either a textured or gloss surface.

Certifications:
Wall mounts are UL Listed for wet locations.

Modifications:
Consult factory for custom or modified designs.



VTW200GL CFL

Weight: 3.5 lbs

Catalog Logic									
VTW200GL	CL	42WPL	RTCNC	GUP	CVTS	PC	120v	49	
Vapor Tight Style	Glass	Light Source/Wattage	Ballast Housing	Guard	Shade Accessories	Accessories	Voltage	Finish	

Catalog Number	1	2	3	4	5	6	7	8
VTW200GL	CL	42WPL	RTCNC	GUP	CVTS			

1	GLASS
NA	(No Glass)
CL	(Clear Glass)
FR	(Frosted Glass)
PR	(Prismatic Glass)
BLU	(Blue Glass)
AMB	(Amber Glass)
GRN	(Green Glass)
RED	(Red Glass)

2	LIGHT SOURCE & WATTAGES
	Flourescent (WPL)
	GU24 Socket Option
	26WPL
	32WPL
	42WPL
	26WPLDIM
	32WPLDIM
	42WPLDIM
	(Compact Fluorescent dimming is 0-10v and ballast must be located within 12" of lamp)

3	BALLAST HOUSING
	Fluorescent (WPL)
	RTCNC (WPL Ballast Canopy/No Spun Cover)

4	GUARD
NA	(No Guard)
GUP	(Wire Guard)
GUPC	(Cast Guard)

5	SHADE ACCESSORIES
NA	(No Accessory)
CVTS	(9 3/4" Angle Ring)

6	ACCESSORIES
PC	(Button Photo Cell) Remote Only

7	VOLTAGES			
	120	208	240	277

8	FINISHES					
	Standard Grade	Marine Grade		Standard Grade	Marine Grade	
	40	NA	Raw Unfinished	53	100	Copper Clay
	41	101	Black	56	109	Silver
	42	102	Forest Green	61	106	Black Verde
	43	114	Bright Red	70	118	Painted Chrome
	44	107	White	71	105	Painted Copper
	45	112	Bright Blue	72	108	Textured Black
	46	123	Sunny Yellow	73	125	Matte Black
	47	120	Aqua Green	76	121	Textured Architectural Bronze
	49	NA	Galvanized	77	127	Textured White
	50	111	Navy	78	124	Textured Silver
	51	103	Architectural Bronze	10	130	Aspen Green
	52	104	Patina Verde	11	131	Cantaloupe
	12	133	Lilac	13	132	Putty
	Premium Grade	Marine Grade		Premium Grade	Marine Grade	
	81	129	Extreme Chrome	64	116	Candy Apple Red
	80	117	Textured Desert Stone	65	122	Cobalt Blue
	67	119	Butterscotch	82	128	Graystone
	66	115	Caramel	69	113	Gunmetal Gray
	68	126	Black Silver			

Consult factory for additional paint charges and availability


WARRANTY


See www.anplighting.com for complete fixture warranty.









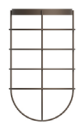

Project: _____

Fixture Type: _____ Quantity: _____

Customer: _____

SHADE ACCESSORIES			
			
CVTS 200 / 9 3/4"			

ACCESSORIES			
			
PC			

GLASS	
	
CL (Clear)	FR (Frosted)
	
PR (Prismatic)	BLU (Blue)
	
AMB (Amber)	GRN (Green)
	
RED (Red)	
GUARDS	
	
GUPC 200	GUP 200
Ballast Housing	
	RTCNC