

Project: _____
 Fixture Type: _____ Quantity: _____
 Customer: _____



Specifications

Material:
 Constructed of complete cast aluminum. All hardware provided shall be stainless steel. Screw hardware may not match paint.

Glass:
 Choice of clear, frosted or prismatic glass. Colored glass available for extra charge.

Electrical:
 Medium Base Socket. 100w Max

Certifications:
 Cord mounts are UL Listed for dry locations. Arm, wall, post, pendant and stem mounts are UL Listed for wet locations.

Finish:
 A polyester powder coat high quality finish is electro-statically applied and baked at 430° for exceptional durability and color retention. Products undergo an intensive five-step cleansing and pretreatment process for maximum paint adhesion.

Marine grade finish provides superior salt, humidity and UV protection. This coating withstands up to 3000 hours of continuous salt spray, comes with a 5-year warranty and is available in either a textured or gloss surface.

Modifications:
 Consult factory for custom or modified designs.

VTP100GL 100w Max Incandescent

Weight: 2.0 lbs

Catalog Logic

VTP100GL - CL - BLC - GUP - NA - NA - 49

Vapor Tight Style Glass Mounting Source Guard Shade Accessories Accessories Finish

Catalog Number

1 2 3 4 5 6

VTP100GL - CL - BLC - GUP - NA - -

| 1 GLASS | |
|-----------|----------------------------|
| NA | (No Glass) |
| CL | (Clear Glass) |
| FR | (Frosted Glass) |
| PR | (Prismatic Glass) |
| BLU | (Blue Glass) |
| AMB | (Amber Glass) |
| GRN | (Green Glass) |
| RED | (Red Glass) |
| BG | (Ball Glass -- White Only) |

| 2 Cord Mounts | | | | | |
|--|---|-------|-------|-------|-------|
| BLC | (6' black cord with 1" x 5 3/8" canopy) | | | | |
| WHC | (6' white cord with 1" x 5 3/8" canopy) | | | | |
| Stem Mounts | | | | | |
| 3/4" (1"OD Rigid Stems with STC Flat Canopy) | | | | | |
| 3ST6 | 3ST12 | 3ST18 | 3ST24 | 3ST36 | 3ST48 |
| 3ST60 | 3ST72 | 3ST96 | | | |

| 3 GUARD | |
|------------|--------------|
| NA | (No Guard) |
| GUP | (Wire Guard) |
| GUPC | (Cast Guard) |

| 4 SHADE ACCESSORIES | |
|---------------------|-----------------|
| NA | (No Accessory) |
| VTS | (8" Angle Ring) |

| 5 ACCESSORIES | |
|---------------|-----------------------------------|
| CBC | (Cast back plate Spun Alum Cover) |
| PC | (Button Photo Cell) Remote Only |
| SC | (Scroll for Arms) |
| SLC | (Sloped Ceiling Mount) |
| SQ | (Square Back Plate) |
| SWL | (Swivel) |
| TBK | (Turnbuckle Kit) |

| 2 MOUNTING SOURCES | | | | |
|---|----------|----------|----------|----------|
| Arm Mounts (Cast back plate included) | | | | |
| E6 E9 E13 E22 E23 E24 E25 E26 E27 E36 E39 | | | | |
| Wall Mounts | | | | |
| WM35 | | | | |
| WM40 | | | | |
| WM318 | | | | |
| Post Mounts | | | | |
| PM10 | | | | |
| PM20 | | | | |
| Pendant Mounts | | | | |
| 2 Light Pendant 100w Vapor Tights | | | | |
| 21PEND6 | 21PEND12 | 21PEND18 | 21PEND24 | 21PEND36 |
| 21PEND48 | 21PEND60 | 21PEND72 | 21PEND96 | |
| 3 Light Pendant 100w Vapor Tights | | | | |
| 31PEND6 | 31PEND12 | 31PEND18 | 31PEND24 | 31PEND36 |
| 31PEND48 | 31PEND60 | 31PEND72 | 31PEND96 | |
| 4 Light Pendant 100w Vapor Tights | | | | |
| 41PEND6 | 41PEND12 | 41PEND18 | 41PEND24 | 41PEND36 |
| 41PEND48 | 41PEND60 | 41PEND72 | 41PEND96 | |

| 6 FINISHES | | | | | |
|----------------|--------------|-----------------------|----------------|--------------|-------------------------------|
| Standard Grade | Marine Grade | | Standard Grade | Marine Grade | |
| 40 | NA | Raw Unfinished | 53 | 100 | Copper Clay |
| 41 | 101 | Black | 56 | 109 | Silver |
| 42 | 102 | Forest Green | 61 | 106 | Black Verde |
| 43 | 114 | Bright Red | 70 | 118 | Painted Chrome |
| 44 | 107 | White | 71 | 105 | Painted Copper |
| 45 | 112 | Bright Blue | 72 | 108 | Textured Black |
| 46 | 123 | Sunny Yellow | 73 | 125 | Matte Black |
| 47 | 120 | Aqua Green | 76 | 121 | Textured Architectural Bronze |
| 49 | NA | Galvanized | 77 | 127 | Textured Silver |
| 50 | 111 | Navy | 78 | 124 | Textured Silver |
| 51 | 103 | Architectural Bronze | 10 | 130 | Aspen Green |
| 52 | 104 | Patina Verde | 11 | 131 | Cantaloupe |
| 12 | 133 | Lilac | 13 | 132 | Putty |
| Premium Grade | Marine Grade | | Premium Grade | Marine Grade | |
| 81 | 129 | Extreme Chrome | 64 | 116 | Candy Apple Red |
| 80 | 117 | Textured Desert Stone | 65 | 122 | Cobalt Blue |
| 67 | 119 | Butterscotch | 82 | 128 | Graystone |
| 66 | 115 | Caramel | 69 | 113 | Gunmetal Gray |
| 68 | 126 | Black Silver | 83 | 134 | Oil Rubbed Bronze |

Consult factory for additional paint charges and availability

WARRANTY






See www.anplighting.com for complete fixture warranty.




Project: _____








Fixture Type: _____ Quantity: _____

Customer: _____

| ARM MOUNTS Dimensions are Projection x Height CB included with all arms | | | |
|---|--|---|--|
|  E6 26 1/8" x 9 1/4" |  E9 28" x 40 5/8" |  E13 34" x 34 3/8" |  E22 7 1/2" x 2" |
|  E23 6" x 2" x 11 1/2" |  E24 10" x 2" |  E25 23" x 5 1/4" |  E26 8 1/8" x 6" |
|  E27 10" x 2" |  E36 20 1/4" x 8" |  E39 10 1/2" x 15 1/8" | |

| WALL MOUNTS Dimensions are Projection x Height | | POST MOUNTS Dimensions are Projection x Height | |
|--|--|--|---|
|  WM35 20 1/2" x 25" |  WM40 13 7/8" x 14 3/4" |  PM10 14 1/2" x 25" |  PM20 30 1/8" x 25" |
|  WM318 12" x 12 3/4" | | | |

| PENDANT MOUNTS xx is Height of Pendant Stem | | | |
|--|--|--|--|
|  21PENDxx 11 1/2" w |  31PENDxx 23" w |  41PENDxx 23" x 23" | |

| ACCESSORIES | | | |
|---|---|---|---|
|  CBC |  PC |  SC |  SLC |
|  SQ |  SWL |  TBK | |

| GLASS | |
|--|---|
|  CL (Clear) |  FR (Frosted) |
|  PR (Prismatic) |  BLU (Blue) |
|  AMB (Amber) |  GRN (Green) |
|  RED (Red) |  BG (White Ball Glass) |
| GUARDS | |
|  GUPC 100 |  GUP 100 |